

**ARMY TM 11-6130-417-24P  
NAVY EE010-BK-PLL-010/E154 PS30A  
AIR FORCE TO 35C1-2-848-4**

---

**ORGANIZATIONAL, DIRECT SUPPORT, AND GENERAL SUPPORT  
MAINTENANCE REPAIR PARTS AND SPECIAL TOOLS LIST  
(INCLUDING DEPOT MAINTENANCE REPAIR PARTS AND SPECIAL TOOLS)  
FOR  
POWER SUPPLY PP-7833/U  
(NSN 6130-00-249-2748)**

---

**DEPARTMENTS OF THE ARMY, THE NAVY, AND THE AIR FORCE**

**NOVEMBER 15, 1985**



DEPARTMENTS OF THE ARMY,  
 THE NAVY, AND THE AIR FORCE

TECHNICAL MANUAL  
 No. 11-6130-417-24P  
 TECHNICAL MANUAL  
 EE010-BK-PLL-010/E154 PS30A  
 TECHNICAL ORDER  
 No. TO 35C1-2-848-4

WASHINGTON, DC, 15 November 1985

**ORGANIZATIONAL, DIRECT SUPPORT, AND GENERAL SUPPORT  
 MAINTENANCE REPAIR PARTS AND SPECIAL TOOLS LIST  
 (INCLUDING DEPOT MAINTENANCE REPAIR PARTS AND SPECIAL TOOLS)  
 FOR  
 POWER SUPPLY PP-7833/U  
 (NSN 6130-00-249-2748)**

Current as of 1 June 1985

**REPORTING ERRORS AND RECOMMENDING IMPROVEMENTS**

You can help improve this manual. If You find any mistakes or if you know of a way to improve the procedures, please let us know. Mail your letter, DA Form 2028 (Recommended Changes to Publications and Blank Forms), or DA Form 2028-2 located in back of this manual direct to: Commander, US Army Communications-Electronics Command and Fort Monmouth, ATTN: AMSEL-ME-MP, Fort Monmouth, NJ 07753-5007.

For Air Force, submit AFTO Form 22 (Technical Order System Publication Improvement Report and Reply) in accordance with paragraph 6-5, Section VI, T.O. 00-5-1. Forward direct to prime ALC/MST.

For Navy, mail comments to the Commander, Naval Electronics Systems Command, ATTN: ELEX 8122, Washington, DC 20360.

In either case, a reply will be furnished direct to you.

**Table of Contents**

			Page	Illus Figure
S ECTION	I.	Introduction . . . . .	1	
	II.	Repair Parts List . . . . .	1-1	
G ROUP	00	Power Supply PP-7833/U . . . . .	1-1	1
	01	Main Circuit Board A1 . . . . .	2-1	2
	02	Interconnection Board A3 . . . . .	3-1	3
	03	Front Panel Assy A5 . . . . .	4-1	4
	04	Heatsink Assy A4 . . . . .	5-1	5
	05	RFI Filter Assy A2 . . . . .	6-1	6
S ECTION	III.	Special Teds List (Not applicable)		
	IV.	National Stock Number and Part Number Index . . . . .	I-1	



# SECTION I INTRODUCTION

## 1. Scope

This manual lists and authorizes spares and repair parts; special tools; special test, measurement, and diagnostic equipment (TMDE); and other special support equipment required for performance of organizational, direct support, and general support maintenance of the PP-7833/U. It authorizes the requisitioning, issue, and disposition of spares, repair parts and special tools as indicated by the source, maintenance and recoverability (SMR) codes.

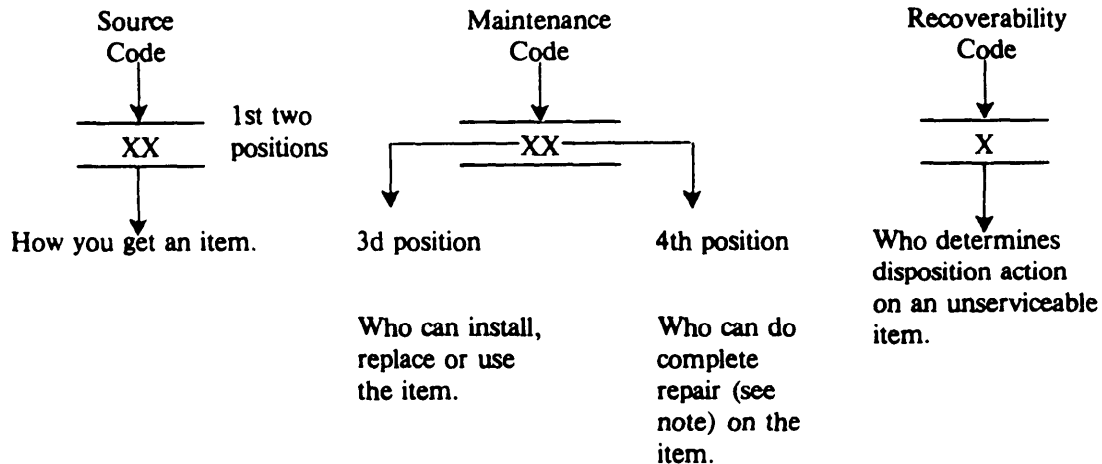
## 2. General

This Repair Parts and Special Tools List is divided into the following sections:

- a. *Section II. Repair Parts List.* A list of spares and repair parts authorized by this RPSTL for use in the performance of maintenance. The list also includes parts which must be removed for replacement of the authorized parts. Parts lists are composed of functional groups in ascending numeric sequence, with the parts in each group listed in ascending item number sequence. Figure numbers are listed directly beneath the group header.
- b. *Section III. Special Tools List.* Not applicable.
- c. *Section IV. National Stock Number and Part Number Index.* A list, in National item identification number (NIIN) sequence, of all National stock numbered items appearing in the listing, followed by a list in alphameric sequence of all part numbers appearing in the listings. National stock numbers and part numbers are cross-referenced to each illustration figure and item number appearance.

## 3. Explanation of Columns (Section II and III)

- a. *Item No. (Column (1)).* Indicates the number used to identify items called out in the illustration.
- b. *SMR Code (Column (2)).* The source, maintenance, and recoverability (SMR) code is a five-position code containing supply/requisitioning information, maintenance category authorization criteria, and disposition instruction, as shown in the following breakout:



### NOTE

Complete repair: Maintenance capacity, capability, and authority to perform all corrective maintenance tasks of the "Repair" function in a use/user environment in order to restore serviceability to a failed item.

- (1) *Source code.* The source code tells YOU how to get an item needed for maintenance, repair, or overhaul of an end item/equipment. Explanations of source codes follows:

Code	Explanation
PA	Stocked items; use the applicable NSN to request/requisition items with these source codes. They are authorized to the category indicated by the code entered in the third position of the SMR code.
PB	
PC	
PD	
PE	
PF	
PG	

### NOTE

Items coded PC are subject to deterioration.

<i>Code</i>	<i>Explanation</i>
KD KF KB	Items with these codes are not to be requested/requisitioned individually. They are part of a kit which is authorized to the maintenance category indicated in the third position of the SMR code. The complete kit must be requisitioned and applied.

MO— Made at org/AVUM category	Items with these codes are not to be requested/requisitioned individually. They must be made from bulk material which is identified by the part number in the description and usable on code (UOC) column and listed in the Bulk Material group of the repair pints list. If the item is authorized to you by the third position code of the SMR code, but the source code indicates it is made at a higher category, order the item from the higher category of maintenance.
MF— Made at DS/AVUM category	
MH— Made at GS category	
ML— Made at Specialized Repair Activity (SRA)	
MD— Made at Depot	

AO— Assembled by org/AVUM category	Items with these codes are not to be requested/requisitioned individually. The parts that make up the assembled item must be requisitioned or fabricated and assembled at the category of maintenance indicated by the source code. If the third position code of the SMR code authorizes you to replace the item, but the source code indicates the item is assembled at a higher category, order the item from the higher category of maintenance.
AF— Assembled by DS/AVUM category	
AH— Assembled by GS category	
AL— Assembled by SRA	
AD— Assembled by Depot	

<i>Code</i>	<i>Explanation</i>
XA—Do not requisition an “XA” coded item. Order its next higher assembly.	
XB— If an “XB” item is not available from salvage, order it using the FSCM and part number given.	
XC—Installation clawing, diagram, instruction sheet, field service drawing, that is identified by manufacturers part number.	
XD—Item is not stocked. Order an “XD” coded item through normal supply channels using the FSCM and part number given, if no NSN is available.	

**NOTE**

Cannibalization or controlled exchange, when authorized, maybe used as a source of supply for items with the above source males, except for those source coded “XA” or those aircraft support items restricted by requirements of AR 750-1.

(2) *Maintenance code.* Maintenance codes tell you the category of maintenance authorized to USE and REPAIR support items. The maintenance codes are entered in the third and fourth positions of the SMR code as follows:

(a) The maintenance code entered in the third position tells you the lowest maintenance category authorized to remove, replace, and use an item. The maintenance code entered in the third position will indicate authorization to one of the following categories of maintenance.

<i>Code</i>	<i>Application/Explanation</i>
C—	Crew or operator maintenance done within organizational or aviation maintenance.
O—	Organizational or aviation unit category can remove, replace, and use the item.
F—	Direct support or aviation intermediate category can remove, replace, and use the item.
H—	General support category can remove, replace, and use the item.
L—	Specialized repair activity can remove, replace, and use the item.
D—	Depot category can remove, replace, and use the item.

(b) The maintenance code entered in the fourth position tells whether or not the item is to be repaired and identifies the lowest maintenance category with the capability to do complete repair (i.e., perform all authorized repair functions). This position will contain one of the following maintenance codes.

**NOTE**

Some limited repair may be done on the item at a lower category of maintenance, if authorized by the Maintenance Allocation Chart (MAC) and SMR codes.

- | <i>Code</i> | <i>Application/Explanation</i>   |
|-------------|--|
| O—          | Organizational or aviation unit is the lowest category that can do complete repair of the item.  |
| F—          | Direct support or aviation intermediate is the lowest category that can do complete repair of the item.  |
| H—          | General support is the lowest category that can do complete repair of the item.  |
| L—          | Specialized repair activity (designate the specialized repair activity) is the lowest category that can do complete repair of the item.  |
| D—          | Depot is the lowest category that can do complete repair of the item.  |
| Z—          | Nonreparable. No repair is authorized.   |
| B—          | No repair is authorized. (No parts or special tools are authorized for the maintenance of a “B” coded item).<br>However, the item may be reconditioned by adjusting, lubricating, etc., at the <i>user</i> category. |

(3) *Recoverability code.* Recoverability codes are assigned to items to indicate the disposition action on unserviceable items. The recoverability code is entered in the fifth position of the SMR Code as follows:

- | <i>Recoverability codes</i> | <i>Application/Explanation</i>  |
|-----------------------------|---|
| Z—                          | Nonreparable item. When unserviceable, condemn and dispose of the item at the category of maintenance shown in the third position of SMR Code.  |
| O—                          | Reparable item. When uneconomically reparable, condemn and dispose of the item at organizational or aviation unit category.   |
| F—                          | Reparable item. When uneconomically reparable, condemn and dispose of the item at direct support or aviation intermediate category.   |
| H—                          | Reparable item. When uneconomically reparable, condemn and dispose of the item at general support category.   |
| D—                          | Reparable item. When beyond lower category repair capability, return to depot. Condemnation and disposal of item not authorized below depot category.   |
| L—                          | Reparable item. Condemnation and disposal not authorized below specialized repair activity (SRA).   |
| A—                          | item requires special handling or condemnation procedures because of specific reasons (e.g., precious metal content, high dollar value, critical material, or hazardous material). Refer to appropriate manuals/directives for specific instructions. |

c. *FSCM (Column (3)).* The Federal Supply Code for Manufacturer (FSCM) is a 5-digit numeric code which is used to identify the manufacturer, distributor, or Government agency, etc., that supplies the item.

d. *Part Number (Column (4)).* Indicates the primary number used by the manufacturer (individual, company, firm, corporation, or Government activity), which controls the design and characteristics of the item by means of its engineering drawings, specifications, standards, and inspection requirements to identify an item or range of items.

**NOTE**

When you use a NSN to requisition an item, the item you receive may have a different part number from the part ordered.

e. *Description and Usable on Code (UOC) (Column (5)).* This column includes the following information.

(1) The Federal item name and, when required, a minimum description to identify the item.

(2) The statement “END OF FIGURE” appears just below the last item description in Column (5) for a given figure in both section II and section III.

f. *Qty (Column (6)).* Indicates the quantity of the item used in the breakout shown on the illustration figure, which is prepared for a functional group, subfunctional group, or an assembly. A “V” appearing in this column in lieu of a quantity indicates that the quantity is variable and the quantity may vary from application to application.

**4. Explanation of Columns (Section IV)**

a. *National Stock Number (NSN) Index.*

(1) *Stock number column.* This column lists the NSN by National item identification number (NIIN) sequence. The NIIN consists of the last nine digits of the NSN. When using this column to locate an item, ignore the first four digits of the NSN. When requisitioning items use the complete NSN (13 digits).

(2) *Fig. column.* This column lists the number of the figure where the item is identified/located. The illustrations are in numerical sequence in sections II and III.

(3) *Item column.* The item number identifies the item associated with the figure listed in the adjacent Fig. column.

This item is also identified by the NSN listed on the same line.

*b. Part Number Index.* Part numbers in this index are listed by part number in ascending alphameric sequence.

(1) *FSCM column.* This column lists the Federal supply code for manufacturer (FSCM).

(2) *Part number column.* This column indicates the part number assigned to the item.

(3) *Stock number column.* This column lists the National stock number for the associated part number and manufacturer identified in the part number and FSCM columns to the left.

(4) *Fig. column.* This column lists the number of the figure where the item is identified/located in sections II and III.

(5) *Item column.* The item number is that number assigned to the item as it appears in the figure referenced in the adjacent figure number column.

## 5. Special Information

*a. Associated publications.* The publication listed below pertains to the PP-7833/U and its components:

TM 11-6130-417-14, Power Supply PP-7833/U.

*b. National Stock Numbers.* National stock numbers (NSN's) that are missing from P source coded items have been applied for and will be added to this TM by future change/revision when they are entered in the Army Master Data File (AMDF). Until the NSN's are established and published, submit exception requisitions to: Commander, US Army Communications-Electronics Command and Fort Monmouth, ATTN: AMSEL-MM, Fort Monmouth, NJ 07703-5006 for the part required to support your equipment.

## 6. How to Locate Repair Parts

*a.* When National stock number or part number is not known.

(1) *First.* Using the table of contents, determine the assembly group or subassembly group to which the item belongs. This is necessary since figures are prepared for assembly groups and subassembly groups, and listings are divided into the same groups.

(2) *Second.* Find the figure covering the assembly group or subassembly group to which the item belongs.

(3) *Third.* Identify the item on the figure and note the item number.

(4) *Fourth.* Refer to the Repair Parts List for the figure to find the part number for the item number noted on the figure.

(5) *Fifth.* Refer to the Part Number Index to find the NSN, if assigned.

*b.* When National stock number or part number is known.

(1) *First.* Using the index of National stock numbers and part numbers, find the pertinent National stock number or part number. The NSN index is in National item identification number (NIIN) sequence (para 4a(1)). The part numbers in the part number index are listed in ascending alphameric sequence (para 4b). Both indexes cross-reference you to the illustration figure and item number of the item you are looking for.

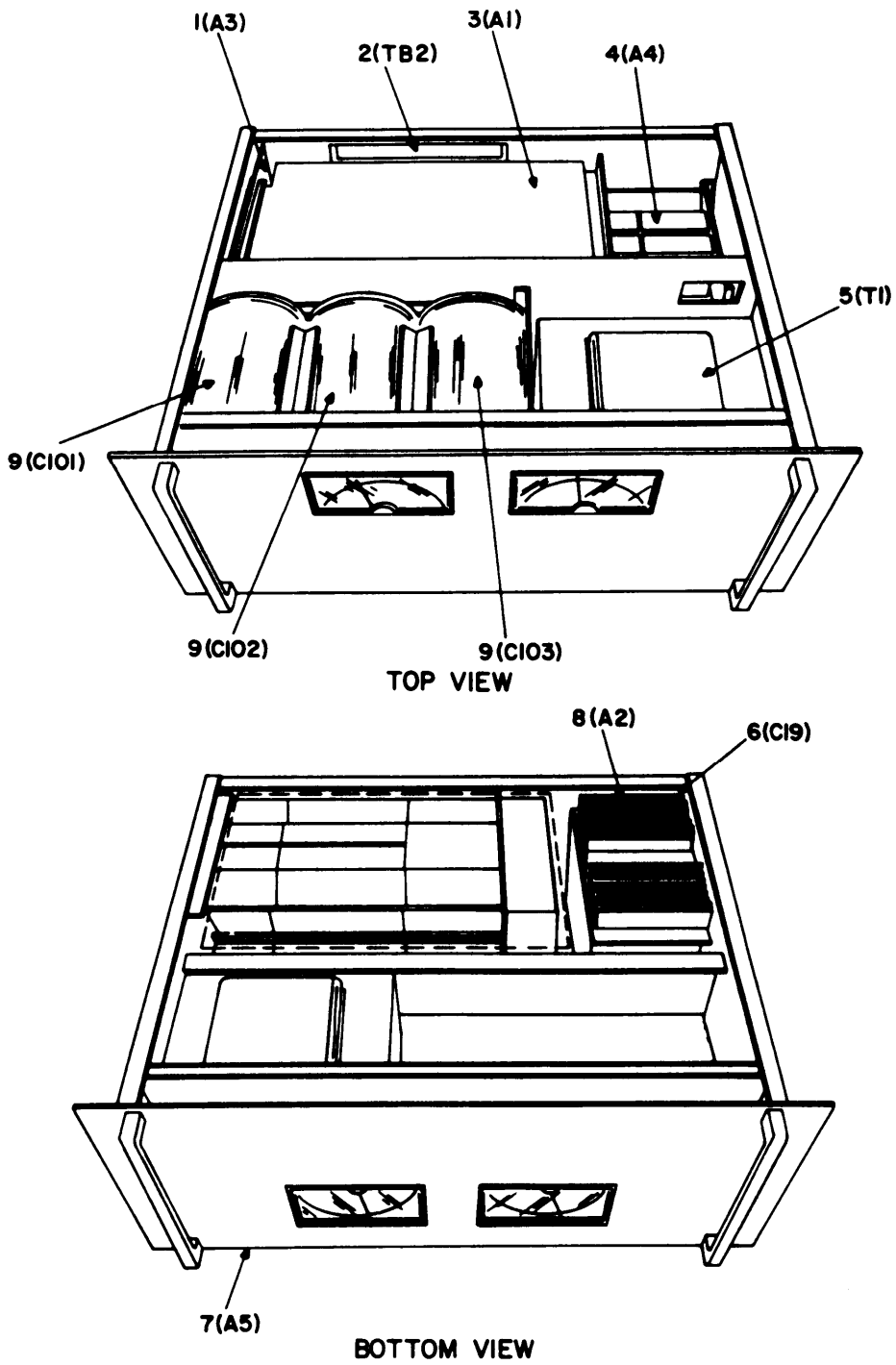
(2) *Second.* After finding the figure and item number, verify that the item is the one you're looking for, then locate the item number in the repair parts list for the figure.

## 7. Abbreviations

Not applicable.







EL8FY001

Figure 1. Power Supply PP-7833/U.

SECTION II		TM11-6130-417-24P			
(1)	(2)	(3)	(4)	(5)	(6)
ITEM	SMR		PART	DESCRIPTION AND USABLE ON CODE (UOC)	
NO	CODE	FSCM	NUMBER		QTY
				GROUP 00 POWER SUPPLY, PP-7833/U	
				FIG 1	
1	XBDDD	28480	A3	INTERCONN BOARD	1
2	XBDZZ	28480	0360-1518	TERMINAL BOARD	1
3	PADDD	28480	A1	PRINTED CIRCUIT BOA	1
4	XBDDD	28480	A4	HEATSINK ASSY	1
5	PADZZ	28480	06268-80091	TRANSFORMER, POWER	1
6	XDDZZ	56289	150D156X0050R2	CAPACITOR, FIXED, ELE	1
7	XBDDD	28480	A5	FRONT PANEL ASSY	1
8	PADZA	28480	A2	FILTER ASSEMBLY, RFI	1
9	PADZZ	56289	32D)D42343-DQB	CAPACITOR, FIXED, ELE	3
				END OF FIGURE	





REF. DES.	ITEM NO.	REF. DES.	ITEM NO.	REF. DES.	ITEM NO.
CR1-7	1	R23	26	R73	64
CR20,21	1	R24	27	R74	65
CR35-37	1	R25	28	R75,76	66
CR40	2	R26	29	R77	67
CR41	1	R27	30	R78	68
CR43,44	1	R28,29	31	R79	69
CR45-50	3	R30	*	R80	70
CR53,54	3	R31	32	R81	71
CR60-62	1	R35,36	33	R82	72
CR70-84	1	R37	34	R83	73
CR88	1	R40	35	R84	57
CR90-93	1	R41	36	R85	72
C1	4	R42	37	R86	74
C2	5	R43	38	R87	75
C20	6	R44	39	R88	76
C35	7	R45	40	R90	77
C40	8	R46	41	R91	78
C44	8A	R47	42	R92	79
C41	4	R48	43	R93	80
C60	9	R49	44	R94	36
C61	10	R50	45	R95	81
C70	11	R51	40	R96	58
C71	12	R52	46	R97	71
C72,73	5	R53	47	R98	76
C90	13	R54	48	R99	33
C91	14	R56	49	R101	82
Q1	15	R57	50	R102	83
Q20, 40	16	R58	51	R103	81
Q41, 42	15	R60	52	R104	84
Q60	17	R61	53	R105	85
Q61-63	16	R62	54	R106	82
Q70,71	15	R63	55	R108,109	86
Q72,73	16	R64	56		
Q90	15	R65	57	R120	87
Q91, 92	16	R66	58	T 70,90	88
R1	18	R67	59	VR1,40	89
R2	19	R68	60	VR60,61	90
R3	*	R69A	53	VR90	91
R4,5	21	R69B	61	Z1	92
R6	22	R70	42	Z2	93
R20	23	R71	62		
R21	24	R72	63		
R22	25				

NOTE: ITEM 20 NOT USED.

\* SELECT AT TEST

EL8FY004

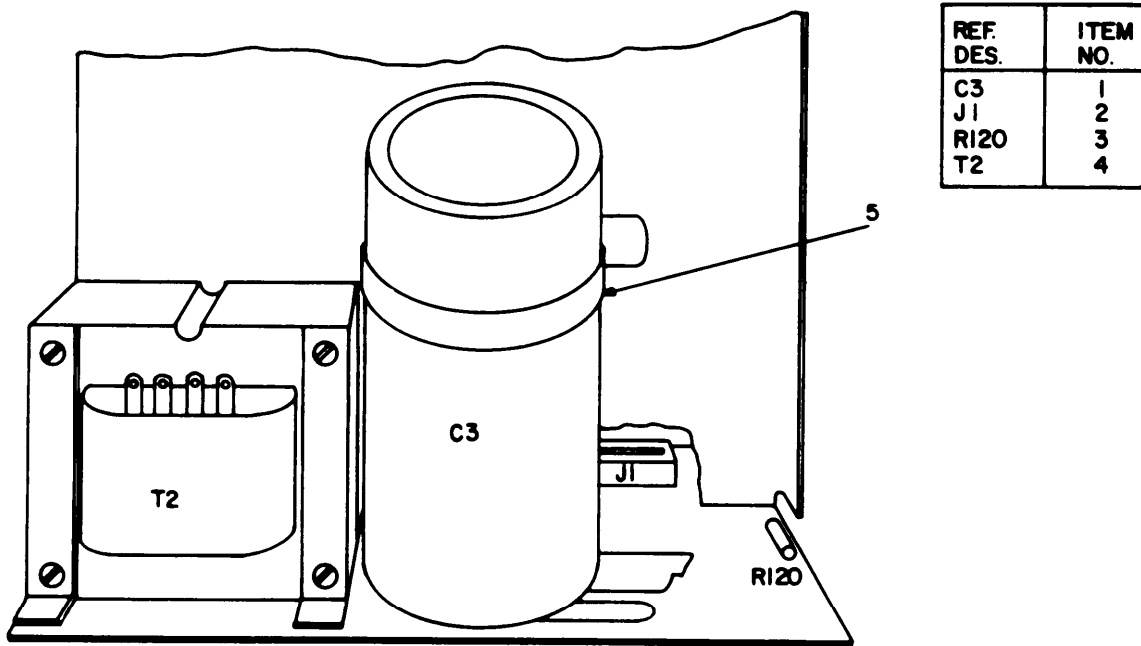
Figure 2. Main Circuit Board A1 (Sheet 3 of 3).

SECTION II (1) ITEM NO	(2) SMR CODE	(3) FSCM	TM11-6130-417-24P (4) PART NUMBER	(5) DESCRIPTION AND USABLE ON CODE (UOC)	(6) QTY
GROUP 01 MAIN CIRCUIT BOARD, A1					
FIG 2					
1	PADZZ	81349	1N485	SEMICONDUCTOR DEVIC	32
2	PADZZ	28480	1901-0460	SEMICONDUCTOR DEVIC	1
3	PADZZ	81349	JAN1N4384	SEMICONDUCTOR DEVIC	8
4	PADZZ	56289	192P10352	CAPACITOR, FIXED, PLA	1
5	PCDZZ	56289	30D505G050BB2	CAPACITOR, FIXED, ELE	3
6	PADZZ	81349	M39003/01-2994	CAPACITOR, FIXED, ELE	1
7	PCDZZ	56289	30D198A1	CAPACITOR, FIXED, ELE	1
8	PADZZ	56289	292P22352	CAPACITOR, FIXED, PLA	1
9	PADZZ	81349	M39003/01-3088	CAPACITOR, FIXED, ELE	1
10	PADZZ	56289	D34656-DEE	CAPACITOR, FIXED, ELE	1
11	PADZZ	56289	150D105X9035AS	CAPACITOR, FIXED, ELE	1
12	PADZZ	56289	192P2245R8	CAPACITOR, FIXED, PLA	1
13	PADZZ	56289	5C11B7-CML	CAPACITOR, FIXED, CER	1
14	PADZZ	56289	292P18252	CAPACITOR, FIXED, PLA	1
15	PADZZ	28480	1853-0099	TRANSISTOR	6
16	PADZZ	81349	JAN2N3391	TRANSISTOR	28
17	PADZZ	81349	JAN2N4036	TRANSISTOR	1
18	PADZZ	81349	RNC60K1004FS	RESISTOR, FIXED, FILM	1
19	PADZZ	81349	RCR20G161JS	RESISTOR, FIXED, COMP	1
20	XBDZZ	01121	EB-SEL-5PCT 1/2W	RESISTOR, FXD, SELECT	1
21	PADZZ	44655	995-5B681J	RESISTOR, FIXED, WIRE	2
22	PADZZ	91637	RS-2B 1KOHMS 5PC T 3W	RESISTOR, FIXED, WIRE	1
23	PADZZ	07716	CEAT-0 330OHMS 1 PCT 1/8W	RESISTOR, FIXED, FILM	1
24	PADZZ	81349	RNC55K2003FS	RESISTOR, FIXED, FILM	1
25	PADZZ	81349	RNC55K1960FS	RESISTOR, FIXED, FILM	1
26	PADZZ	81349	RNC55K1211FS	RESISTOR, FIXED, FILM	1
27	XDDZZ	07716	CEAT-993 127KOHM S 1/4PCT 1/8W	RESISTOR, FIXED, FILM	1
28	PADZZ	81349	RNC55K9092FS	RESISTOR, FIXED, FILM	1
29	PADZZ	81349	RNC55K21R5FS	RESISTOR, FIXED, FILM	1
30	PADZZ	81349	RCR20G395JS	RESISTOR, FIXED, COMP	1
31	PADZZ	01121	EB-0335	RESISTOR, FIXED, COMP	2
32	PADZZ	56289	242E2625	RESISTOR, FIXED, WIRE	1
33	PADZZ	81349	RCR20G103JS	RESISTOR, FIXED, COMP	3
34	PADZZ	81349	RCR20G184JS	RESISTOR, FIXED, COMP	1
35	PADZZ	81349	RCR20G152JS	RESISTOR, FIXED, COMP	1
36	PADZZ	81349	RCR20G511JS	RESISTOR, FIXED, COMP	2
37	PADZZ	81349	RNC60K5620FS	RESISTOR, FIXED, FILM	1
38	PADZZ	81349	RW69V510	RESISTOR, FIXED, WIRE	1
39	PADZZ	16299	C42S 220HMS 5PCT 2W	RESISTOR, FIXED, FILM	1
40	XDDZZ	01121	EB-8215	RESISTOR, FIXED, COMP	1
41	PADZZ	81349	RCR20G102JS	RESISTOR, FIXED, COMP	1
42	PADZZ	28480	2100-1824	RESISTOR, VARIABLE, N	2
43	PADZZ	01121	EB-5125	RESISTOR, FIXED, COMP	1

SECTION II		TM11-6130-417-24P				
(1)	(2)	(3)	(4)	(5)		(6)
ITEM	SMR		PART			
NO	CODE	FSCM	NUMBER	DESCRIPTION AND USABLE ON CODE (UOC)		QTY
44	PADZZ	81349	RCR20G470JS	RESISTOR, FIXED, COMP		1
45	PADZZ	81349	RCR20G390JS	RESISTOR, FIXED, COMP		1
46	PADZZ	81349	RNC55K6192FS	RESISTOR, FIXED, FILM		1
47	PADZZ	81349	RRC20G561JS	RESISTOR, FIXED, COMP		1
48	PADZZ	56289	243E5005	RESISTOR, FIXED, WIRE		1
49	PADZZ	01121	EB-7505	RESISTOR, FIXED, COMP		1
50	PADZZ	75042	BWH 3.9OHMS 5PCT 2W	RESISTOR, FIXED, WIRE		1
51	XDDZZ	63743	10XM400	RESISTOR, FIXED, WIRE		1
52	PADZZ	81349	RNC55K6040FS	RESISTOR, FIXED, FILM		1
53	PADZZ	81349	RNC55K7501FS	RESISTOR, FIXED, FILM		2
54	PADZZ	16299	C42S 180OHMS 5PC T 2W	RESISTOR, FIXED, FILM		1
55	PADZZ	81349	RNC60K4990FS	RESISTOR, FIXED, FILM		1
56	PADZZ	81349	RNC60K2001FS	RESISTOR, FIXED, FILM		1
57	XDDZZ	81349	RRC20G104JS	RESISTOR, FIXED, COMP		2
58	PADZZ	81349	RRC20G204JS	RESISTOR, FIXED, COMP		2
59	PADZZ	81349	RRC20G333JS	RESISTOR, FIXED, COMP		1
60	PADZZ	81349	RNC55K5491FS	RESISTOR, FIXED, FILM		1
61	PADZZ	81349	RNC55K3401FS	RESISTOR, FIXED, FILM		1
62	PADZZ	81349	RNC60K3401FS	RESISTOR, FIXED, FILM		1
63	PADZZ	81349	RNC55K4532FS	RESISTOR, FIXED, FILM		1
64	PADZZ	81349	RRC20G123JS	RESISTOR, FIXED, COMP		1
65	PADZZ	81349	RRC20G823JS	RESISTOR, FIXED, COMP		1
66	PADZZ	81349	RNC55K4751FS	RESISTOR, FIXED, FILM		2
67	PADZZ	81349	RRC20G434JS	RESISTOR, FIXED, COMP		1
68	PADZZ	81349	RNC55K2493FS	RESISTOR, FIXED, FILM		1
69	PADZZ	81349	RRC20G182JS	RESISTOR, FIXED, COMP		1
70	PADZZ	81349	RNC55K4321FS	RESISTOR, FIXED, FILM		1
71	PADZZ	81349	RRC20G4R7JS	RESISTOR, FIXED, COMP		2
72	PADZZ	81349	RRC20G912JS	RESISTOR, FIXED, COMP		2
73	XDDZZ	01121	EB-2705	RESISTOR, FIXED, COMP		1
74	XDDZZ	81349	RL42S391GTX	RESISTOR, FIXED, FILM		1
75	PADZZ	16299	C42S 1.5KOHMS 5P T 2W	RESISTOR, FIXED, FILM		1
76	PADZZ	81349	RRC20G100JS	RESISTOR, FIXED, COMP		2
77	PADZZ	81349	M22684/08-1093	RESISTOR, FIXED, FILM		1
78	XDDZZ	01121	GB1815	RESISTOR, FIXED, COMP		1
79	PADZZ	75042	BWH 220OHMS 5PCT 2W	RESISTOR, FIXED, WIRE		1
80	PADZZ	81349	RRC20G392JS	RESISTOR, FIXED, COMP		1
81	PADZZ	81349	RNC55K1501FS	RESISTOR, FIXED, FILM		2
82	PADZZ	11236	110	RESISTOR, VARIABLE, W		2
83	PADZZ	81349	RNC55K9090FS	RESISTOR, FIXED, FILM		1
84	PADZZ	81349	RNC55K1912FS	RESISTOR, FIXED, FILM		1
85	PADZZ	81349	RNC60K4220FS	RESISTOR, FIXED, FILM		1
86	PADZZ	81349	RRC20G101JS	RESISTOR, FIXED, COMP		2
87	PADZZ	81349	RNC60K4751FS	RESISTOR, FIXED, FILM		1
88	PADZZ	07980	5080-7192	TRANSFORMER, ELECTRI		2
89	PADZZ	28480	1902-3070	SEMICONDUCTOR DEVIC		2
90	PADZZ	81349	JAN1N825	SEMICONDUCTOR DEVIC		2
91	PADZZ	81349	JAN1N753A	SEMICONDUCTOR DEVIC		1



SECTION II					
(1)	(2)	(3)	(4)	(5)	(6)
ITEM	SMR		PART		
NO	CODE	FSCM	NUMBER	DESCRIPTION AND USABLE ON CODE (UOC)	QTY
92	PGDZZ	10001	2832812	MICROCIRCUIT, LINEAR	1
93	PADZZ	28480	1810-0042	RESISTOR NETWORK, FI	1
END OF FIGURE					

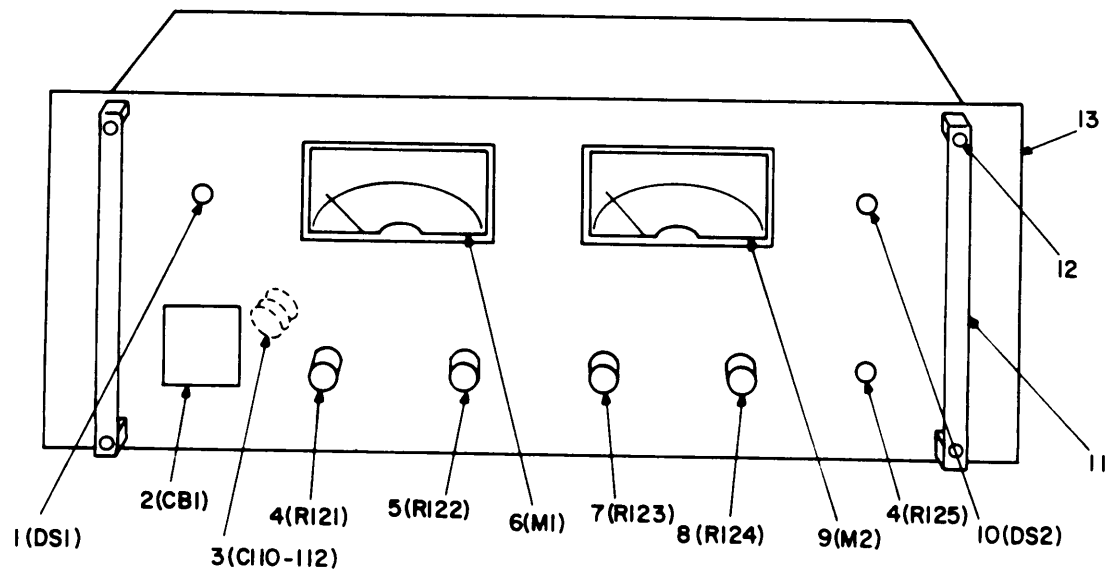


PREFIX ALL REFERENCE DESIGNATIONS WITH A3.

EL8FY005

Figure 3. Interconnection Board A3.

SECTION II		TM11-6130-417-24P			
(1)	(2)	(3)	(4)	(5)	(6)
ITEM	SMR		PART	DESCRIPTION AND USABLE ON CODE (UOC)	
NO	CODE	FSCM	NUMBER		QTY
				GROUP 02 INTERCONNECTION BOARD, A3	
				FIG 3	
1	PADZZ	56289	36DD38008-DQB	CAPACITOR, FIXED, ELE	1
2	PADZZ	71785	64-718-22	CONNECTOR, ELECTRICA	1
3	PADZZ	01121	EB-5135	RESISTOR, FIXED, COMP	1
4	PADZZ	28480	9100-2607	TRANSFORMER, POWER	1
5	PADZZ	28480	1400-0472	CLIP, ELECTRICAL	1
				END OF FIGURE	

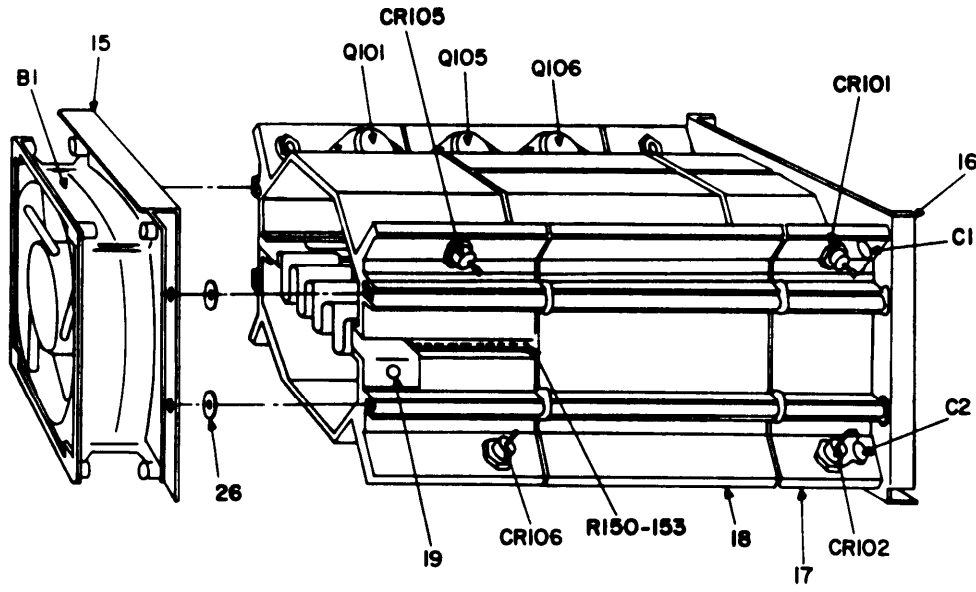


**PREFIX ALL REFERENCE DESIGNATIONS  
WITH A5**

**EL8FY006**

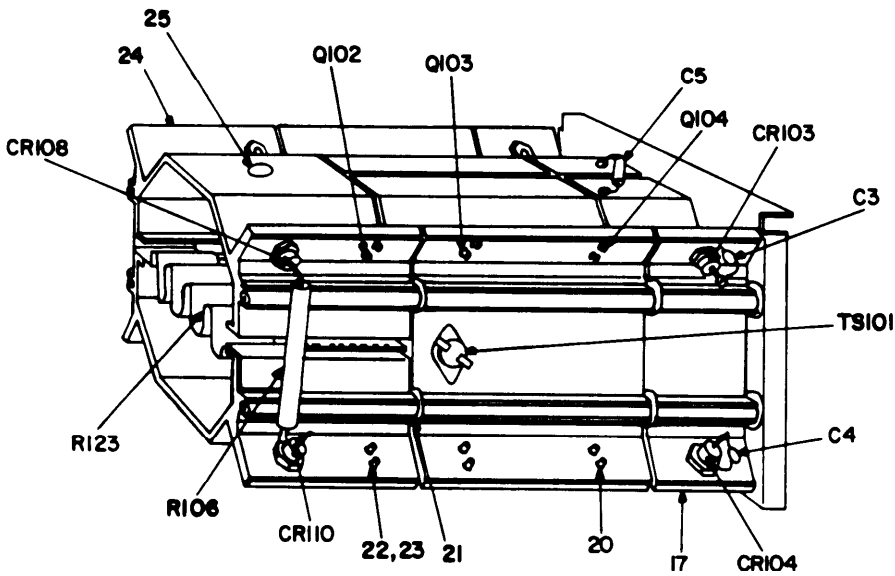
Figure 4. Front Panel Assembly A5.

SECTION II		TM11-6130-417-24P			
(1)	(2)	(3)	(4)	(5)	(6)
ITEM	SMR	FSCM	PART	DESCRIPTION AND USABLE ON CODE (UOC)	QTY
NO	CODE		NUMBER		
GROUP 03 FRONT PANED ASSEMBLY, A5					
FIG 4					
1	PAOZZ	28480	1450-0566	LAMP	1
2	PADZZ	81349	M55629/3-101	CIRCUIT BREAKER	1
3	PADZZ	56289	41C121A5-CDH	CAPACITOR, FIXED, CER	3
4	PADZZ	12697	SERIES43 10KOHMS 5PCT	RESISTOR, VARIABLE, N	2
5	PADZZ	12697	SERIES43 100OHMS 5PCT	RESISTOR, VARIABLE, W	1
6	PADZZ	07980	1120-1173	VOLTMETER	1
7	PADZZ	12697	SERIES43 200OHMS 5PCT	RESISTOR, VARIABLE, W	1
8	PADZZ	12697	SERIES43 100HMS 5PCT	RESISTOR, VARIABLE, W	1
9	PADZZ	07980	1120-1179	AMMETER	1
10	PAOZZ	28480	1450-0305	LIGHT, INDICATOR	1
11	XBDZZ	28480	5020-5762	HANDLE	2
12	PADZZ	28480	2680-0173	SCREW, MACHINE	4
13	XBDZZ	28480	06268-60009	PANEL, FRONT	1
END OF FIGURE					



TOP AND FRONT VIEW

REF DES.	ITEM NO.
B1	1
CR101,102	2
CR103,104	3
CR105	4
CR106	5
CR108	4
CR110	6
C1-4	7
C5	8
Q101	9
Q102-106	10
R106	11
R123	12
R150-153	13
TS101	14



BOTTOM AND REAR VIEW

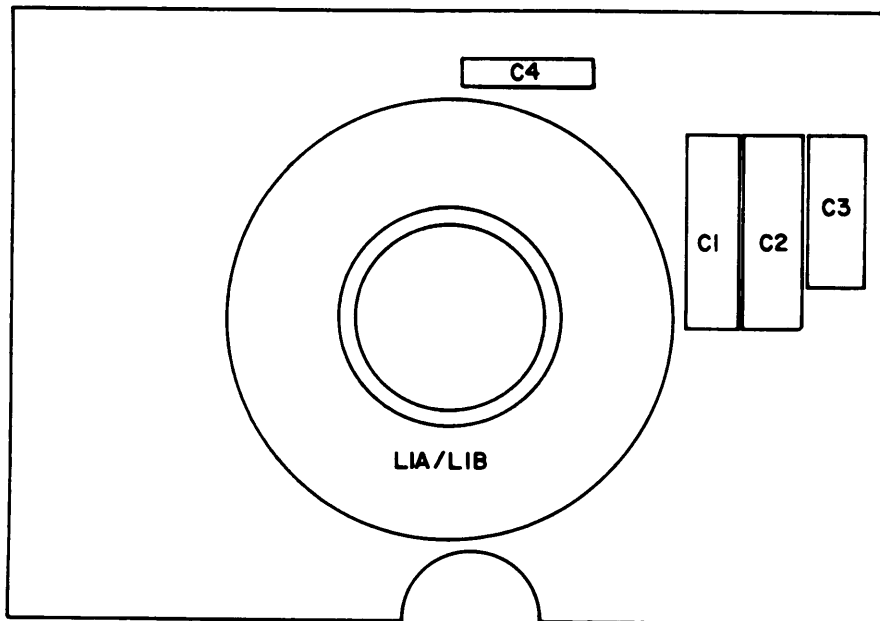
PREFIX ALL REFERENCE DESIGNATIONS WITH A4.

EL8FY007

Figure 5. Heatsink Assembly A4.

SECTION II (1) ITEM NO	(2) SMR CODE	(3) FSCM	TM11-6130-417-24P (4) PART NUMBER	(5) DESCRIPTION AND USABLE ON CODE (UOC)	(6) QTY
GROUP 04 HEATSINK ASSEMBLY, A4					
FIG 5					
1	PADZZ	28875	WS2107FL-55	FAN,TUBEAXIAL	1
2	PADZZ	81093	R3710	SEMICONDUCTOR DEVIC	2
3	PADZZ	58849	S3710	SEMICONDUCTOR DEVIC	3
4	PADZZ	02735	IN1186RA	SEMICONDUCTOR DEVIC	2
5	XDDZZ	05277	1N1184A	SEMICONDUCTOR DEVIC	2
6	PADZZ	81349	2N3898	SEMICONDUCTOR DEVIC	2
7	PADZZ	13499	913-3235-00	CAPACITOR, FIXED, CER	4
8	XDDZZ	56289	150D156X0050R2	CAPACITOR, FIXED, ELE	1
9	PADZZ	81349	2N4902	TRANSISTOR	1
10	PADZZ	02735	60675	TRANSISTOR	5
11	PADZZ	89663	QBD 0.20HMS 15PC T	RESISTOR, FIXED, WIRE	1
12	PADZZ	28480	06268-80001	RESISTOR ASSEMBLY	1
13	PADZZ	28480	0811-2545	RESISTOR, FIXED, WIRE	4
14	PADZZ	80089	430.632	SWITCH, THERMOSTATIC	1
15	XBDZZ	28480	5000-6256	BRACKET, MOUNTING	1
16	XBDZZ	28480	5000-6255	BRACKET, MOUNTING	1
17	PADZZ	28480	5020-5769	HEAT SINK, ELECTRICA	8
18	XBDZZ	28480	5020-5793	HEATSINK	1
19	XBDZZ	28480	2680-0214	SCREW, MACHINE	2
20	XBDZZ	28480	0340-0166	INSULATOR, DISC	32
21	PADZZ	28480	5020-5763	HEAT SINK, ELECTRICA	5
22	XBDZZ	28480	3050-0455	WASHER, INSULATING	8
23	PADZZ	28480	0340-0174	INSULATOR, PLATE	2
24	PADZZ	28480	0340-0795	INSULATOR, WASHER	2
25	XBDZZ	28480	5000-5766	HEATSINK	3
26	PADZZ	28480	0403-0002	BUMPER, RUBBER	1
27	PADZZ	28480	5020-5765	HEAT SINK, ELECTRICA	3
28	PADZZ	28480	3050-0483	INSULATOR, BUSHING	8

END OF FIGURE



REF. DES.	ITEM NO.
C1, C2	1
C3	2
C4	3
LIA/LIB	4
CR1	5
(SEE NOTE 2)	

1. PREFIX ALL REFERENCE DESIGNATIONS WITH A2
2. CR1 MOUNTED ON A2 HEATSINK

EL8FY008

Figure 6. RFI Filter Assembly A2.



SECTION II				TM11-6130-417-24P		
(1)	(2)	(3)	(4)	(5)		(6)
ITEM	SMR		PART			
NO	CODE	FSCM	NUMBER	DESCRIPTION AND USABLE ON CODE (UOC)		QTY
				GROUP 05 RFI FILTER ASSEMBLY, A2		
				FIG 6		
1	PADZZ	28480	0160-4065	CAPACITOR, FIXED, MET		2
2	PADZZ	28480	0160-4323	CAPACITOR, FIXED, MET		1
3	PADZZ	56289	C023B102G502ZS31	CAPACITOR		1
4	PADZZ	28480	5080-1781	INDICATOR, RF		1
5	PADZZ	02735	T6440M	SEMICONDUCTOR DEVIC		1
				END OF FIGURE		



SECTION IV TM11-6130-417-24P  
 NATIONAL STOCK NUMBER AND PART NUMBER INDEX

NATIONAL STOCK NUMBER INDEX		NATIONAL STOCK NUMBER INDEX		ITEM	
STOCK N°	FIG.	ITEM	STOCK NUMBER	FIG.	
5910-00.2	9		5905-00-429-1104	2	62
5905-00.3	3		5910-00-431-3942	1	9
5905-00.2	38		5961-00-431-3948	5	6
5961-00.2	17		5905-00-431-6831	4	5
5910-00.2	5		5905-00-431-6841	2	79
5910-00.5	7		5905-00-431-6842	2	75
5910-00.2	11		5905-00-431-7828	2	81
5905-00.2	76		5905-00-431-7832	2	83
5905-00.2	59		5905-00-432-0425	2	52
5905-00.2	34		5905-00-432-6389	2	53
5905-00.2	36		5905-00-432-9154	2	61
5905-00.2	86		5905-00-435-6564	2	67
5905-00.2	41		5905-00-439-0499	2	21
5905-00.2	80		5905-00-450-0107	2	93
5905-00.2	64		5961-00-450-4689	2	15
5905-00.2	44		5970-00-469-2572	5	23
5905-00.2	19		5905-00-481-1332	2	28
5905-00.2	35		5935-00-497-7805	3	2
5905-00.2	66		5910-00-506-7014	2	8
5905-00.2	37		5910-00-513-2759	6	1
5905-00.2	65		5910-00-564-2473	2	14
5905-00.2	58		5305-00-575-4596	4	12
5905-00.2	30		5905-00-575-8853	4	8
5905-00.2	72		5905-00-721-3728	2	46
5905-00.2	71		5905-00-728-5409	4	7
5961-00.2	16		5961-00-752-6121	2	91
5905-00.2	56		5905-00-758-3115	2	24
5905-00.2	69		4140-00-758-6113	5	1
5905-00.2	47		5961-00-772-7706	2	3
5905-00.2	45		5340-00-792-2678	5	26
5910-00.2	6		5961-00-821-0710	2	1
5925-00.4	2		5961-00-867-9206	2	2
5905-00.2	18		5961-00-867-9319	5	9
5905-00.2	87		5905-00-892-9626	2	42
5905-00.2	68		5905-00-893-1747	2	32
5905-00.2	70		5910-00-893-5179	2	7
5905-00.2	25		5961-00-901-4761	5	4
5905-00.2	31		5961-00-923-3940	2	90
5905-00.2	9		5961-00-931-6989	2	89
5910-00.2	13		5905-00-932-0413	2	22
5910-00.4	3		5910-00-943-6709	2	10
5905-00.2	63		5905-00-950-5551	2	48
5905-00.4	4		5910-00-965-9729	2	4
5905-00.2	60		5910-00-989-9665	2	12
5905-00.2	55		5950-01-012-1906	2	88
5905-00.2	84		5905-01-014-7729	5	13
5905-00.2	50		5905-01-015-3928	2	39
5905-00.2	49		6625-01-028-6925	4	6
5905-00.2	26		6625-01-028-6929	4	9
5905-00.2	85		5950-01-028-9555	1	5

## SECTION IV

TM11-6130-417-24P  
NATIONAL STOCK NUMBER AND PART NUMBER INDEX

STOCK NUMBER	NATIONAL STOCK NUMBER INDEX		FIG.	ITEM
	FIG.	STOCK NUMBER		
5930-01-029-9004	5	14		
5961-01-030-3195	5	3		
5961-01-030-3196	5	2		
5961-01-030-7244	5	10		
5961-01-041-3349	6	5		
5910-01-043-0589	6	2		
6240-01-043-5432	4	1		
5950-01-064-1634	3	4		
6210-01-064-1666	4	10		
5905-01-082-1926	2	23		
5905-01-087-5696	2	77		
5970-01-100-9540	5	24		
5999-01-105-8474	5	21		
5999-01-105-8475	5	17		
5999-01-105-8477	5	27		
5999-01-106-5425	3	5		
5905-01-107-3117	2	54		
5970-01-108-3765	5	28		
5910-01-109-9720	6	3		
5999-01-136-3810	1	3		
5915-01-143-8134	1	8		
6625-01-149-2919	6	4		
5905-01-149-2977	5	12		

## NATIONAL STOCK NUMBER AND PART NUMBER INDEX

FSCM	PART NUMBER	PART NUMBER INDEX STOCK NUMBER	FIG.	ITEM
28480	A1	5999-01-136-3810	1	3
28480	A2	5915-01-143-8134	1	8
28480	A3		1	1
28480	A4		1	4
28480	A5		1	7
75042	BWH 220OHMS 5PCT 2W	5905-00-431-6841	2	79
75042	BWH 3.9OHMS 5PCT 2W	5905-00-405-6994	2	50
07716	CEAT-0 330OHMS 1 PCT 1/8W	5905-01-082-1926	2	23
07716	CEAT-993 127KOHM S 1/4PCT 1/8W		2	27
56289	C023B102G502ZS31	5910-01-109-9720	6	3
16299	C42S 1.5KOHMS 5P T 2W	5905-00-431-6842	2	75
16299	C42S 180OHMS 5PC T 2W	5905-01-107-3117	2	54
16299	C42S 220OHMS 5PCT 2W	5905-01-015-3928	2	39
56289	D34656-DEE	5910-00-943-6709	2	10
01121	EB-SEL-5PCT 1/2W		2	20
01121	EB-0335	5905-00-222-5051	2	31
01121	EB-2705		2	73
01121	EB-5125		2	43
01121	EB-5135	5905-00-008-6641	3	3
01121	EB-7505	5905-00-421-9870	2	49
01121	EB-8215		2	40
01121	GB1815		2	78
81349	JAN1N4384	5961-00-772-7706	2	3
81349	JAN1N753A	5961-00-752-6121	2	91
81349	JAN1N825	5961-00-923-3940	2	90
81349	JAN2N3391	5961-00-137-4608	2	16
81349	JAN2N4036	5961-00-068-1985	2	17
81349	M22684/08-1093	5905-01-087-5696	2	77
81349	M39003/01-2994	5910-00-156-7293	2	6
81349	M39003/01-3088	5910-00-007-2004	2	9
81349	M55629/3-101	5925-00-164-2071	4	2
89663	OB0 0.20HMS 15PC T		5	11
81349	RCR20G100JS	5905-00-104-5755	2	76
81349	RCR20G101JS	5905-00-106-9344	2	86
81349	RCR20G102JS	5905-00-110-0196	2	41
81349	RCR20G103JS		2	33
81349	RCR20G104JS		2	57
81349	RCR20G123JS	5905-00-110-0993	2	64
81349	RCR20G152JS	5905-00-111-4738	2	35
81349	RCR20G161JS	5905-00-111-4736	2	19
81349	RCR20G182JS	5905-00-141-0593	2	69
81349	RCR20G184JS	5905-00-104-8333	2	34
81349	RCR20G204JS	5905-00-116-8560	2	58

## NATIONAL STOCK NUMBER AND PART NUMBER INDEX

FSCM	PART NUMBER	PART NUMBER INDEX	
		STOCK NUMBER	FIG. ITEM
81349	RCR20G333JS	5905-00-104-8330	2 59
81349	RCR20G390JS	5905-00-141-1118	2 45
81349	RCR20G392JS	5905-00-110-0310	2 80
81349	RCR20G395JS	5905-00-116-8563	2 30
81349	RCR20G4R7JS	5905-00-126-6705	2 71
81349	RCR20G434JS	5905-00-435-6564	2 67
81349	RCR20G470JS	5905-00-111-4734	2 44
81349	RCR20G511JS	5905-00-104-8349	2 36
81349	RCR20G561JS	5905-00-141-0598	2 47
81349	RCR20G823JS	5905-00-114-5489	2 65
81349	RCR20G912JS	5905-00-116-8570	2 72
81349	RL42S391GTX		2 74
81349	RNC55K1211FS	5905-00-425-1911	2 26
81349	RNC55K1501FS	5905-00-431-7828	2 81
81349	RNC55K1912FS	5905-00-302-4120	2 84
81349	RNC55K1960FS	5905-00-211-1890	2 25
81349	RNC55K2003FS	5905-00-758-3115	2 24
81349	RNC55K21R5FS	5905-00-232-9844	2 29
81349	RNC55K2493FS	5905-00-200-9588	2 68
81349	RNC55K3401FS	5905-00-432-9154	2 61
81349	RNC55K4321FS	5905-00-208-4786	2 70
81349	RNC55K4532FS	5905-00-250-6007	2 63
81349	RNC55K4751FS	5905-00-112-0985	2 66
81349	RNC55K5491FS	5905-00-258-5491	2 60
81349	RNC55K6040FS	5905-00-432-0425	2 52
81349	RNC55K6192FS	5905-00-721-3728	2 46
81349	RNC55K7501FS	5905-00-432-6389	2 53
81349	RNC55K9090FS	5905-00-431-7832	2 83
81349	RNC55K9092FS	5905-00-481-1332	2 28
81349	RNC60K1004FS	5905-00-189-2454	2 18
81349	RNC60K2001FS	5905-00-138-1285	2 56
81349	RNC60K3401FS	5905-00-429-1104	2 62
81349	RNC60K4220FS	5905-00-426-7096	2 85
81349	RNC60K4751FS	5905-00-194-1695	2 87
81349	RNC60K4990FS	5905-00-289-3532	2 55
81349	RNC60K5620FS	5905-00-112-7056	2 37
91637	RS-2B 1KOHMS 5PC T 3W	5905-00-932-0413	2 22
81349	RW69V510	5905-00-061-2089	2 38
81093	R3710	5961-01-030-3196	5 2
12697	SERIES43 10KOHMS 5PCT	5905-00-252-4029	4 4
12697	SERIES43 100HMS 5PCT	5905-00-575-8853	4 8
12697	SERIES43 1000HMS 5PCT	5905-00-431-6831	4 5
12697	SERIES43 2000HMS 5PCT	5905-00-728-5409	4 7
58849	S3710	5961-01-030-3195	5 3
02735	T6440M	5961-01-041-3349	6 5
28875	WS2107FL-55	4140-00-758-6113	5 1

## NATIONAL STOCK NUMBER AND PART NUMBER INDEX

FSCM	PART NUMBER	PART NUMBER INDEX STOCK NUMBER	FIG.	ITEM
28480	0160-4065	5910-00-513-2759	6	1
28480	0160-4323	5910-01-043-0589	6	2
28480	0340-0166		5	20
28480	0340-0174	5970-00-469-2572	5	23
28480	0340-0795	5970-01-100-9540	5	24
28480	0360-1518		1	2
28480	0403-0002	5340-00-792-2678	5	26
28480	06268-60009		4	13
28480	06268-80001	5905-01-149-2977	5	12
28480	06268-80091	5950-01-028-9555	1	5
28480	0811-2545	5905-01-014-7729	5	13
05277	1N1184A		5	5
02735	1N1186RA	5961-00-901-4761	5	4
81349	1N485	5961-00-821-0710	2	1
63743	10XM400		2	51
11236	110		2	82
07980	1120-1173	6625-01-028-6925	4	6
07980	1120-1179	6625-01-028-6929	4	9
28480	1400-0472	5999-01-106-5425	3	5
28480	1450-0305	6210-01-064-1666	4	10
28480	1450-0566	6240-01-043-5432	4	1
56289	150D105X9035AS	5910-00-104-0144	2	11
56289	150D156X0050R2		1	6
			5	8
28480	1810-0042	5905-00-450-0107	2	93
28480	1853-0099	5961-00-450-4689	2	15
28480	1901-0460	5961-00-867-9206	2	2
28480	1902-3070	5961-00-931-6989	2	89
56289	192P10352	5910-00-965-9729	2	4
56289	192P2245R8	5910-00-989-9665	2	12
81349	2N3898	5961-00-431-3948	5	6
81349	2N4902	5961-00-867-9319	5	9
28480	2100-1824	5905-00-892-9626	2	42
56289	242E2625	5905-00-893-1747	2	32
56289	243E5005	5905-00-950-5551	2	48
28480	2680-0173	5305-00-575-4596	4	12
28480	2680-0214		5	19
10001	2832812		2	92
56289	292P18252	5910-00-564-2473	2	14
56289	292P22352	5910-00-506-7014	2	8
56289	30D198A1	5910-00-893-5179	2	7
56289	30D505G050BB2	5910-00-081-6159	2	5
28480	3050-0455		5	22
28480	3050-0483	5970-01-108-3765	5	28
56289	32D)D42343-DQB	5910-00-431-3942	1	9
56289	36DD38008-DQB		3	1
56289	41C121A5-CDH	5910-00-238-0778	4	3
80089	430.632	5930-01-029-9004	5	14
56289	5C11B7-CML	5910-00-234-9817	2	13
28480	5000-5766		5	25
28480	5000-6255		5	16

## NATIONAL STOCK NUMBER AND PART NUMBER INDEX

FSCM	PART NUMBER	PART NUMBER INDEX STOCK NUMBER	FIG.	ITEM
28480	5000-6256		5	15
28480	5020-5762		4	11
28480	5020-5763	5999-01-105-8474	5	21
28480	5020-5765	5999-01-105-8477	5	27
28480	5020-5769	5999-01-105-8475	5	17
28480	5020-5793		5	18
28480	5080-1781	6625-01-149-2919	6	4
07980	5080-7192	5950-01-012-1906	2	88
02735	60675	5961-01-030-7244	5	10
71785	64-718-22	5935-00-497-7805	3	2
28480	9100-2607	5950-01-064-1634	3	4
13499	913-3235-00	5910-00-103-7701	5	7
44655	995-5B681J	5905-00-439-0499	2	21



RECOMMENDED CHANGES TO EQUIPMENT TECHNICAL PUBLICATIONS



THEN... JOT DOWN THE DOPE ABOUT IT ON THIS FORM. CAREFULLY TEAR IT OUT. FOLD IT AND DROP IT IN THE MAIL!

SOMETHING WRONG WITH THIS PUBLICATION?

FROM (PRINT YOUR UNIT'S COMPLETE ADDRESS)  
 Commander  
 Stateside Army Depot  
 ATTN: AMSTA-US  
 Stateside, N.J. 07703-5007

DATE SENT  
 10 July 1975

PUBLICATION NUMBER  
 TM 11-5840-340-20P

PUBLICATION DATE  
 23 Jan 78

PUBLICATION TITLE  
 Radar Set AN/PRC-76

BE EXACT PIN-POINT WHERE IT IS			
PAGE NO	PARA-GRAPH	FIGURE NO	TABLE NO
33			
44		19	
45			

IN THIS SPACE TELL WHAT IS WRONG AND WHAT SHOULD BE DONE ABOUT IT:

For item 2, change the NSN to read: 5835-00-134-9186.  
Reason: Accuracy.

Identify the cover on the junction box (item no. 5).  
Reason: It is a separate item and is not called out on figure 19.

Add the cover of the junction box as an item in the listing for figure 19.  
Reason: Same as above

EXAMPLE

PRINTED NAME GRADE OR TITLE AND TELEPHONE NUMBER  
 SSG I. M. DeSpirit of 999-1776

SIGN HERE

TEAR ALONG PERFORATED LINE

FILL IN YOUR  
UNIT'S ADDRESS

FOLD BACK

DEPARTMENT OF THE ARMY

\_\_\_\_\_  
\_\_\_\_\_  
\_\_\_\_\_

POSTAGE AND FEES PAID  
DEPARTMENT OF THE ARMY  
DOD 314



OFFICIAL BUSINESS  
PENALTY FOR PRIVATE USE \$300

**SAMPLE**

Commander  
US Army Communications-Electronics Command  
and Fort Monmouth  
ATTN: AMSEL-ME-MP  
Fort Monmouth, New Jersey 07703-5007

TEAR ALONG PERFORATED LINE

RECOMMENDED CHANGES TO EQUIPMENT TECHNICAL PUBLICATIONS



THEN...JOT DOWN THE DOPE ABOUT IT ON THIS FORM. CAREFULLY TEAR IT OUT, FOLD IT AND DROP IT IN THE MAIL.

**SOMETHING WRONG** WITH THIS PUBLICATION?

FROM: (PRINT YOUR UNIT'S COMPLETE ADDRESS)

DATE SENT

PUBLICATION NUMBER

TM 11-6130-417-24P

PUBLICATION DATE

15 Nov 1985

PUBLICATION TITLE

Power Supply PP-7833/U

BE EXACT PIN-POINT WHERE IT IS

PAGE NO.

PARA-GRAPH

FIGURE NO.

TABLE NO.

IN THIS SPACE TELL WHAT IS WRONG AND WHAT SHOULD BE DONE ABOUT IT:

PRINTED NAME GRADE OR TITLE AND TELEPHONE NUMBER

SIGN HERE

DA FORM 2028-2  
1 JUL 79

PREVIOUS EDITIONS ARE OBSOLETE

P.S. IF YOUR OUTFIT WANTS TO KNOW ABOUT YOUR RECOMMENDATION MAKE A CARBON COPE OF THIS AND GIVE IT TO YOUR HEADQUARTERS.

11-18 (LONG PERIOD) (11)

FILL IN YOUR  
UNIT'S ADDRESS

FOLD BACK

DEPARTMENT OF THE ARMY

\_\_\_\_\_  
\_\_\_\_\_

OFFICIAL BUSINESS  
PENALTY FOR PRIVATE USE \$300

POSTAGE AND FEES PAID  
DEPARTMENT OF THE ARMY  
DOD 314



TEAR ALONG PERFORATED LINE

Commander  
US Army Communications-Electronics Command  
and Fort Monmouth  
ATTN: AMSEL-ME-MP  
Fort Monmouth, New Jersey 07703-5007



FILL IN YOUR  
UNIT'S ADDRESS

FOLD BACK

DEPARTMENT OF THE ARMY

\_\_\_\_\_  
\_\_\_\_\_

OFFICIAL BUSINESS  
PENALTY FOR PRIVATE USE \$300

POSTAGE AND FEES PAID  
DEPARTMENT OF THE ARMY  
DOD 314



TEAR ALONG PERFORATED LINE

Commander  
US Army Communications-Electronics Command  
and Fort Monmouth  
ATTN: AMSEL-ME-MP  
Fort Monmouth, New Jersey 07703-5007



FILL IN YOUR  
UNIT'S ADDRESS

FOLD BACK

DEPARTMENT OF THE ARMY

---

---

OFFICIAL BUSINESS  
PENALTY FOR PRIVATE USE \$300

POSTAGE AND FEES PAID  
DEPARTMENT OF THE ARMY  
DOD 314



TEAR ALONG PERFORATED LINE

Commander  
US Army Communications-Electronics Command  
and Fort Monmouth  
ATTN: AMSEL-ME-MP  
Fort Monmouth, New Jersey 07703-5007



By Order of the Secretaries of the Army, the Navy and the Air Force:

Official:

MILDRED E. HEDBERG  
*Brigadier General, United States Army*  
*The Adjutant General*

JOHN A. WICKHAM JR.  
*General, United States Army*  
*Chief of Staff*

Official:

EARL T. O'LOUGHLIN  
*General, USAF, Commander, Air Force*  
*Logistics Command*

G. B. SCHICK, JR.  
*Rear Admiral, United States Navy*  
*Commander, Naval Electronic*  
*Systems Command*

CHARLES A. GABRIEL  
*General, USAF*  
*Chief of Staff*

DISTRIBUTION:

To be distributed in accordance with DA Form 12-36 literature requirements for PP-7833/U.





